



LIVE L♥VE TRI 2014



10 STEP ON-LINE FUNDRAISING INSTRUCTIONS

STEP 1 – Create your personal on-line fundraising page to see how many of your friends will support your fitness goals! Go to: www.razoo.com/team/Livelovetri
Create a log-in account. Click "**Fundraise**" Button under "Join This Team."

Join This Team

Help support LIVE LOVE TRI 2014 by creating a fundraiser or by spreading the word.

LIVE LOVE TRI 2014 General Donations
A project of **YMCA OF MARTHA'S VINEYARD INC**

Admin Note: This project page was created by YMCA Development

View Edit Images/Videos Thank Donors Share Donations Matching Grants

LIVE LOVE TRI indoor triathlon to benefit our Y Financial Assistance Program, and strengthen our minds, bodies, and Island Community!

\$0 raised of \$250
0 Donors 1 Month Left

- \$25 Provides one day of essential after school care for the child of a single parent family.
- \$50 Empowers a child to gain confidence by competing on the MAKOS swim team.
- \$100 Helps a senior's physical rehabilitation with an 8 week aqua aerobics program.
- \$250 Creates a safe place for 50 teens to attend a Saturday night dance.
- \$500 Gives two children a chance to make friends at a week of summer camp.
- \$1000 Provides a year membership for a single parent family in need.
- other (min \$10)

STEP 2 – Click "**Edit**" tab to "**Tell Your Story**" by making changes to the following fields:

"Name:" Insert your name

"Summary:" Enter the heading as you would like it to appear.

"Tell Your Story:" We have created a script for you as a start, but the more personal the better!

View Edit Images/Videos Thank Donors Share Donations Matching Grants

Tell Your Story

Name
The name of your project 209 characters left

Summary
Summarize what your project is about 15 characters left

Tell Your Story

B *I* | ↶ ↷ | ☰ ☷ | ☰ ☷ | ☰ ☷ | HTML

This winter, I'm participating in LIVE LOVE TRI, an indoor triathlon on March 15th to benefit the YMCA of Martha's Vineyard Financial Assistance and Community Outreach Program.

I'm so glad to have an opportunity to reach my own fitness goals this winter, and raise money for something I believe makes a real difference to deserving people in our Island community.

Most importantly, I hope to give others in need an opportunity to also reach their health and wellness.
Inspire others to action by telling a good story about the cause you are helping and why you care (~5000 characters)

STEP 3 – Scroll down to **"Set Your Goals"**

Suggested **"Goal amount:"** is \$250, but enter what you think you can raise based on your social network!

Set Your Goals

Goal amount \$ 250 .00
How much money you're trying to raise with this project

End date March 31, 2014

Designation Financial Assistance and Community Outreach

Suggested donation amounts \$ [] []

Customize your donation form with pre-determined donor goals and descriptions to let supporters know what impact their contributions can have

[add another amount](#)

Enter **"Suggested donation amounts:"**

\$25 Provides one day of essential after school care for the child of a single parent family.

\$50 Empowers a child to gain confidence by competing on the MAKOS Swim Team.

\$100 Helps a senior's physical rehabilitation with an 8 week aqua aerobics program.

\$250 Creates a safe place for 50 teens to attend a Saturday night dance.

\$500 Gives two children a chance to make life-long friends at a week of Summer Camp.

\$1,000 Provides a year membership for a single parent family in need.

\$0 raised of \$250

0 Donors 1 Month Left

- \$25 Provides one day of essential after school care for the child of a single parent family.
- \$50 Empowers a child to gain confidence by competing on the MAKOS swim team.
- \$100 Helps a senior's physical rehabilitation with an 8 week aqua aerobics program.
- \$250 Creates a safe place for 50 teens to attend a Saturday night dance.
- \$500 Gives two children a chance to make friends at a week of summer camp.
- \$1000 Provides a year membership for a single parent family in need.

other (min)

STEP 4 – Click **"SAVE"**!

SAVE

[Delete this project](#)

STEP 5 – Click **"View"** Tab at top to see how it looks and upload your cover photo or video by clicking the **Photo Icon**.

[View](#) [Edit](#) [Images/Videos](#) [Thank Donors](#) [Share](#) [Donations](#) [Matching Grants](#)

YMCA OF MARTHA'S VINEYARD Winter Indoor Triathlon to raise money to strengthen our Island Community and personal well-being.

Upload an Image or Video

STEP 6 – Click on the "Images/Videos" Tab to upload more photos and videos.

HAVE FUN WITH IT!

Click "SAVE."

The screenshot shows a web interface with a navigation bar at the top containing links for 'View', 'Edit', 'Images/Videos', 'Thank Donors', 'Share', 'Donations', and 'Matching Grants'. The main section is titled 'Illustrate Your Story' and contains a sub-section 'Add Images' with instructions to upload pictures from a computer and a 'Browse...' button. Below that is an 'Add Videos' section with instructions to post videos from YouTube or Vimeo, a text input field, and an example URL: 'http://www.youtube.com/watch?v=3tp2zBsPAQU'. At the bottom of the form is a green 'SAVE' button.

STEP 7 – Click the "Thank Donors" Tab at top to send your donors a personal thank you message when they donate. You can upload a video and create a personal message in the blank box!


Video link to use: <http://vimeo.com/user10853086/ymcamvthankyou>

Click "SAVE."

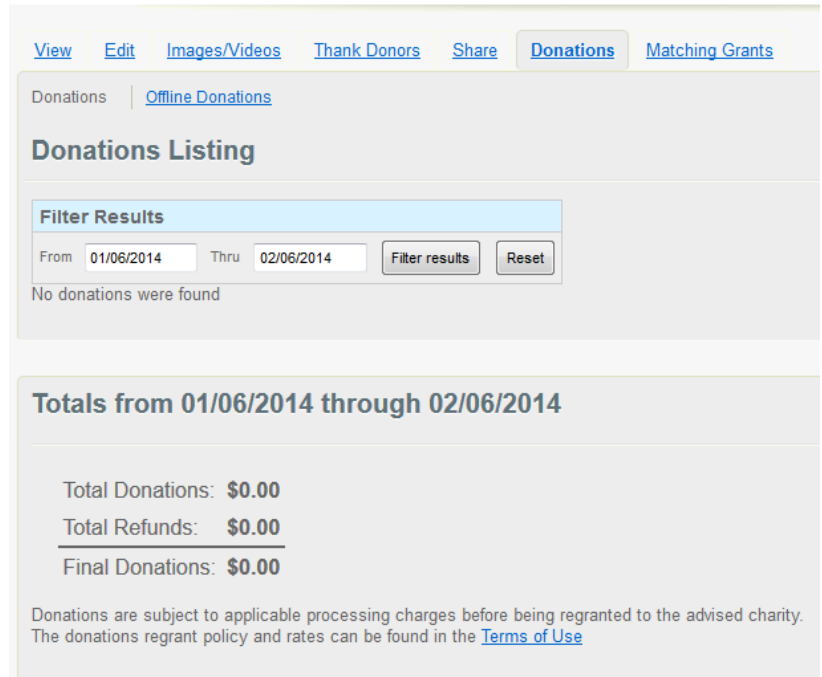
The screenshot shows a web interface with a navigation bar at the top containing links for 'View', 'Edit', 'Images/Videos', 'Thank Donors', 'Share', 'Donations', and 'Matching Grants'. The main section is titled 'Donation Thank You Video' and contains a text input field for a video link, with an example URL: 'http://www.youtube.com/watch?v=3tp2zBsPAQU'. Below that is a 'Donation Thank You Email' section with instructions to add a personal message inside thank you emails to donors. The email content is shown in a dashed box and includes a message: 'Great news, your donation has been processed successfully! (Your Name) fundraising for LIVE LOVE TRI 2014 wants to thank you:'. There is a text input field for the name. At the bottom of the form is a green 'SAVE' button.

STEP 8 – Click the "View" Tab at top to see how it looks and go back and edit any portion before sharing with your social networks!

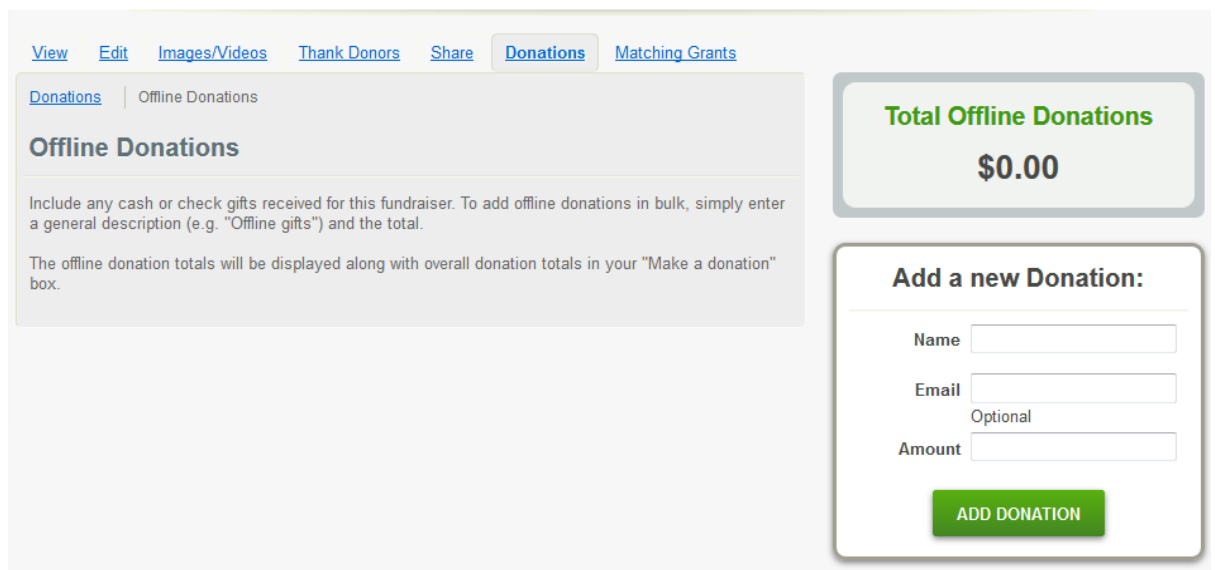
STEP 9 – Click the **"Share"** Tab at top to start sending your friends your fundraising page!



STEP 10 – Click the **"Donations"** Tab at top to view your on-line donations.



Click **"Offline Donations"** to enter donations you received in person so they count toward your over-all goal!



CONTACT: Please feel free to contact the Development Office with any questions:

Jess Clour
Development Administrator
(508) 696-7171 ext. 104
iclour@ymcamv.org

Sarah Soushek
Development Director
(508) 696-7171 ext. 107
ssoushek@ymcamv.org